

# CLASS UNIT PX



*Heat recovery units for classroom applications*

**Swegon** 

# MAIN ADVANTAGES

## DECENTRALIZED SOLUTION

The CLASS UNIT PX is a double flow high efficiency heat recovery unit specially designed for classroom applications. This decentralized solution is very easy to install against the wall and is suitable for school renovation. It is available with horizontal or top duct connections.

## PLUG & PLAY

All units are supplied with the Plug & Play control, with a standard programming in the factory. The settings' adjustments are simplified and can be made intuitively.

## INDIVIDUAL CONTROL FOR EACH CLASSROOM

All devices are equipped with TAC5 Technology which enables the system to maintain the required airflow directly. Thanks to that and according to the needs of the classroom, a complete range of controls is possible such as the use of a timer control, a CO2 sensor or a humidity sensor. Furthermore, the integrated supply air grille is adjustable, allowing a comfortable air diffusion within the room.

## BUILDING MANAGEMENT SYSTEM INTEGRATION

Talking about the control, numerous options are possible according to the needs. In addition to a remote control and GRC (Graphical User Interface), the units can be connected to an external management system (Modbus, KNX, or other protocols). For example, in large buildings with numerous units, the central control via PC may be the optimal solution.



# TECHNICAL SPECIFICATIONS

CLASS UNIT PX



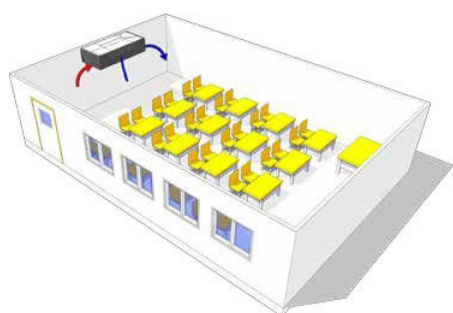
CLASS UNIT PX TOP



Both CLASS UNIT PX & CLASS UNIT PX TOP are available as semi-integrated in the ceiling. See picture below.

Airflow range	100 - 1000 m <sup>3</sup> /h
Dimensions	2050 x 980 x 460 mm
Ducting diameter	315 mm
Weight	220 kg
Supply	1 x 230V - 50 Hz
Maximum absorbed current	6,5A (19,5A with electrical postheating)
Advised electrical protection	8A / D-1000A-AC3 (20A if electric postheating)
Filter (supply / exhaust)	ePM10 50 % / ePM10 50 %
Automatic freecooling	Yes / 100 % bypass included
Anti frost protection	Yes / modulated bypass included
Post heating	Yes / electrical coil 3 kW included
Nominal working air temperature range	-20°C to 50°C
Panels color	RAL 9002

(\*) This kWout option is automatically modulated to keep a constant supply temperature



CLASS UNIT PX  
Semi-integrated version

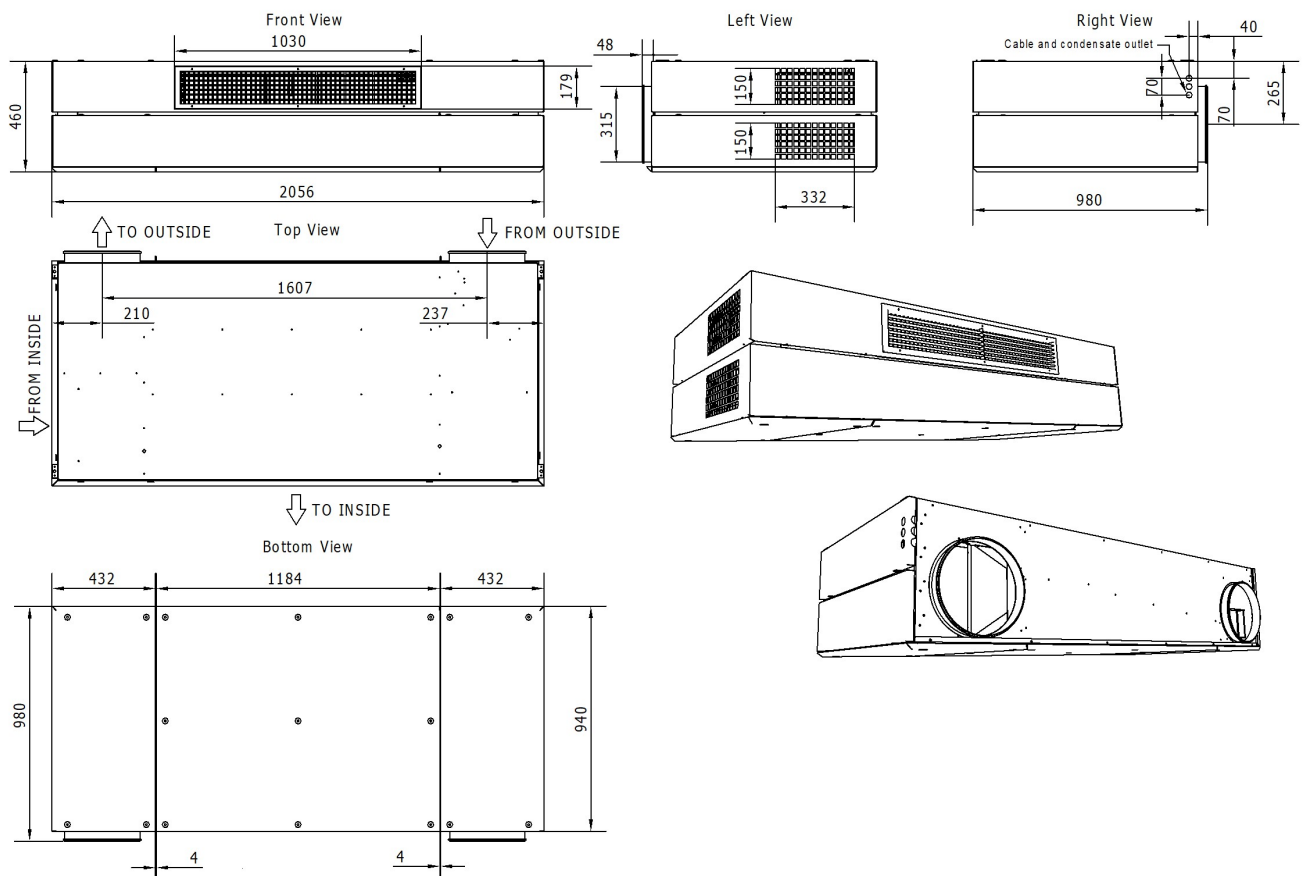
# PERFORMANCES & DIMENSIONS

## CLASS UNIT PX

Airflow	Absorbed power	SFP	Heat exchanger efficiency	Supply T°	Noise level
(m³/h)	(W)	(W/(m³/h))	(%)	(°C)	(dBA)
400	50	0,13	93,5	19,9	23,0
600	111	0,19	92,2	19,5	30,0
730	175	0,24	91,5	19,3	35,0
800	215	0,27	91,2	19,2	37,0
1000	379	0,38	90,5	18,9	41,5

## CLASS UNIT PX VDI

Airflow	Absorbed power	SFP	Heat exchanger efficiency	Supply T°	Noise level
(m³/h)	(W)	(W/(m³/h))	(%)	(°C)	(dBA)
400	50	0,13	93,5	19,9	23,0
600	115	0,19	92,2	19,5	30,0
730	180	0,25	91,5	19,3	35,0
800	223	0,28	91,2	19,2	37,0
1000	391	0,39	90,5	18,9	41,5



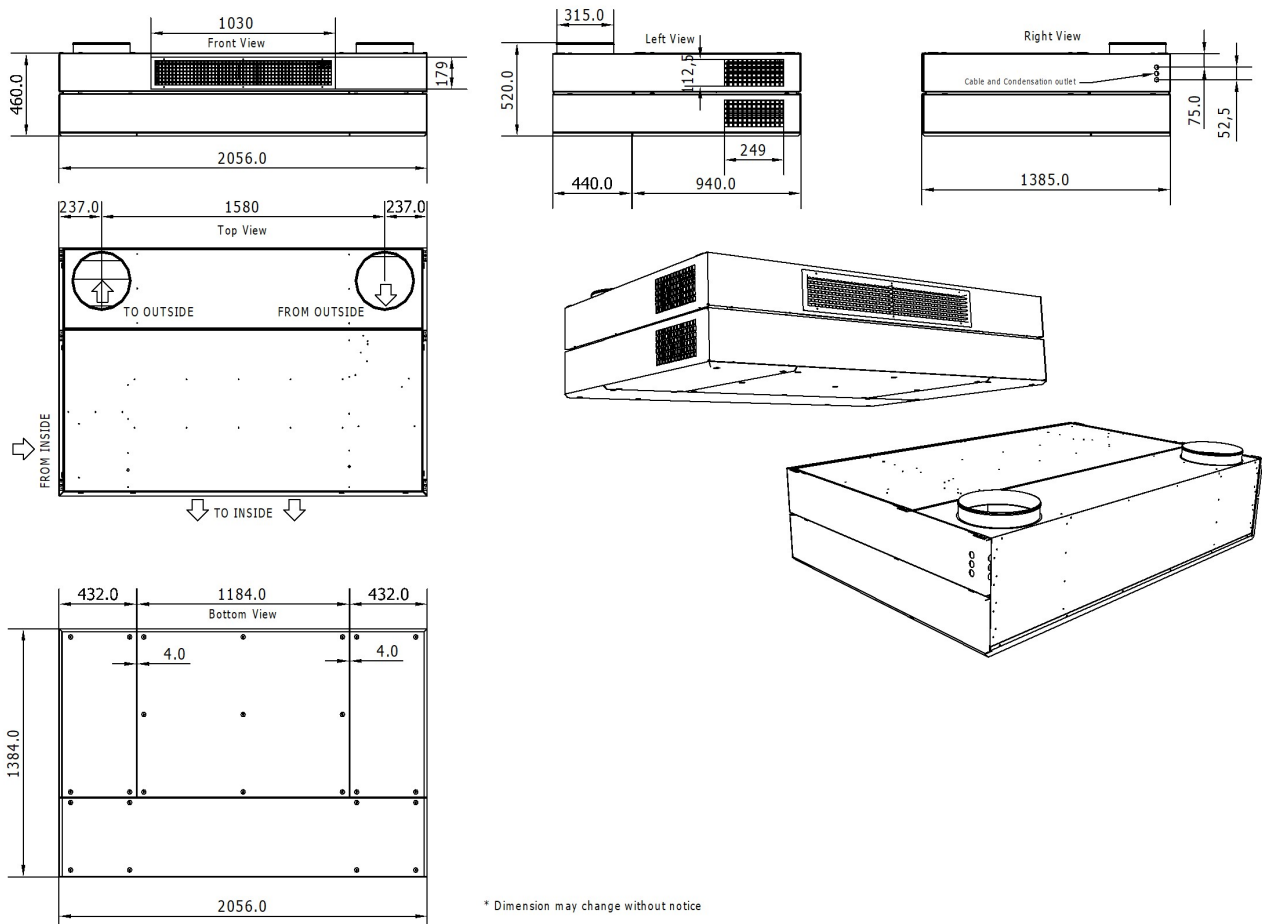
# PERFORMANCES & DIMENSIONS

## CLASS UNIT PX TOP

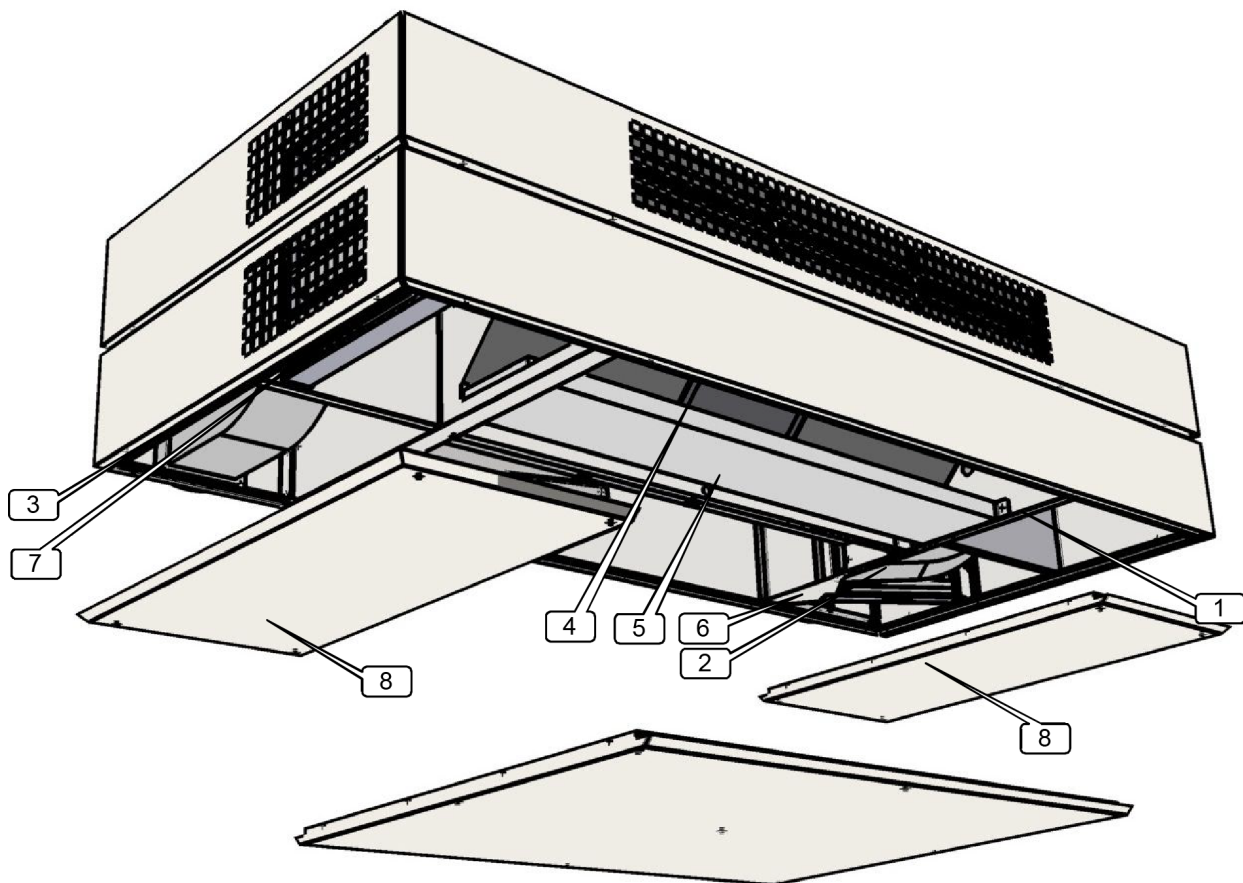
Airflow	Absorbed power	SFP	Heat exchanger efficiency	Supply T°	Noise level
(m³/h)	(W)	(W/(m³/h))	(%)	(°C)	(dBA)
400	50	0,13	93,5	19,9	24,5
600	111	0,19	92,2	19,5	31,5
685	150	0,22	91,8	19,4	35,0
800	215	0,27	91,2	19,2	37,7
1000	379	0,38	90,5	18,9	42,0

## CLASS UNIT PX TOP VDI

Airflow	Absorbed power	SFP	Heat exchanger efficiency	Supply T°	Noise level
(m³/h)	(W)	(W/(m³/h))	(%)	(°C)	(dBA)
400	50	0,13	93,5	19,9	24,6
600	115	0,19	92,2	19,5	31,5
680	152	0,22	91,8	19,4	34,9
800	223	0,28	91,2	19,2	37,7
1000	391	0,39	90,5	18,9	42,1



# OVERVIEW



1. Centralized wiring box of the CB4 TAC5 DG circuit (factory pre-wired)
2. Supply fan
3. Exhaust fan
4. Air/Air heat exchanger (+ modulating 100% by-pass)
5. Drain pan
6. ePM10 50 % filter at fresh air inlet
7. ePM10 50 % filter on exhaust air
8. Access panels





